

SURVEILLANCE UPDATE

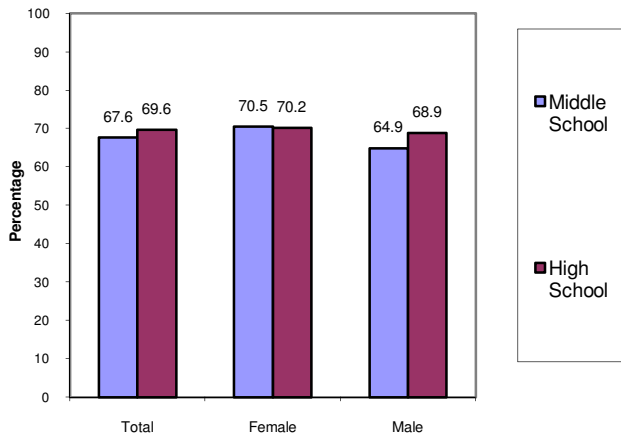


North Carolina Tobacco Prevention and Control Branch -- June 2012

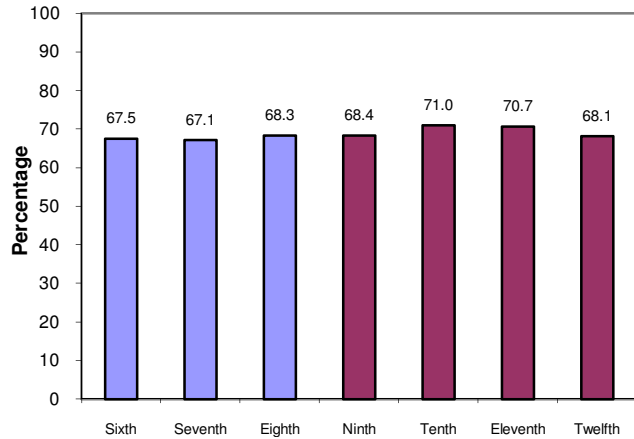


2011 N.C. Youth Tobacco Survey: Exposure to Anti-Tobacco Messages

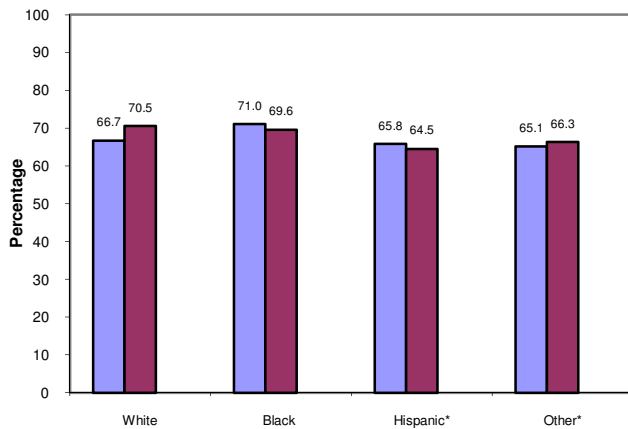
Percentage of N.C. middle and high school students who saw or heard anti-tobacco messages within the past 30 days, by gender: N.C. YTS, 2011



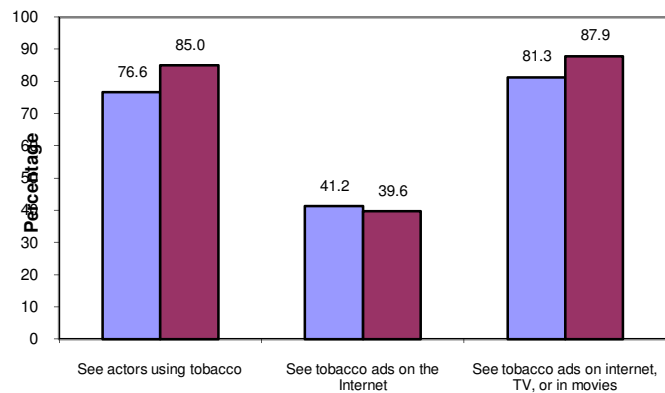
Percentage of N.C. middle and high school students who saw or heard anti-tobacco messages within the past 30 days, by grade level: N.C. YTS, 2011



Percentage of N.C. middle and high school students who saw or heard anti-tobacco messages within the past 30 days, by race/ethnicity: N.C. YTS, 2011



Percentage of N.C. high school students exposed to tobacco advertising, by source: N.C. YTS, 2011



Weighted to provide estimates representative of the public middle & high school student population; Persons reporting seen or heard tobacco prevention messages within the past 30 days. Specific data on 95% confidence intervals and regional definitions is at the N.C. YTS website.

*Use caution when interpreting. Results based on small sample size.

The N.C. Youth Tobacco Survey (N.C. YTS) provides a critical source of public health data for understanding the scope of the tobacco problem and measuring progress toward overall goals among youth. N.C. 2011 YTS is a comprehensive statewide representative sample of more than 10,000 middle and high school students. Every other year a core set of CDC tobacco-related questions are asked. In addition, states add questions related to local program factors. The sampling scheme is now intended to generate significant numbers for regional data (West, Central and East). Caution should be used in interpreting results when only a small number of respondents have answered the question. See the N.C. Tobacco Prevention and Control Branch website for more information.

